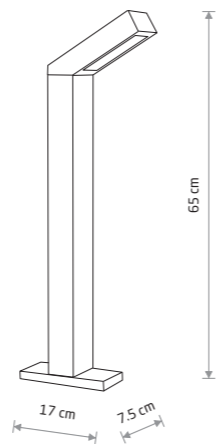
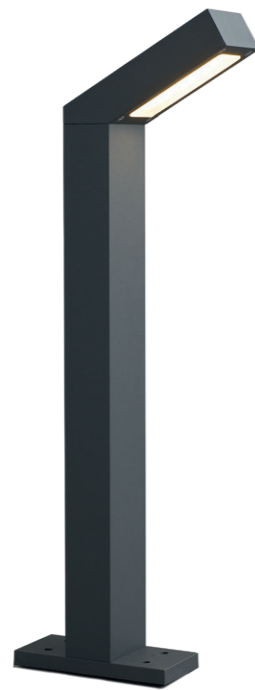




POLE LED 9185

LHOTSE LED 4448



LHOTSE LED

■ painted aluminum, plastic PC

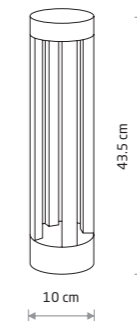
■ 4448



TEPIC LED

■ painted aluminum

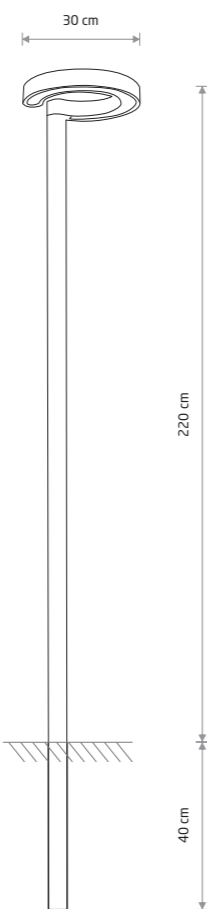
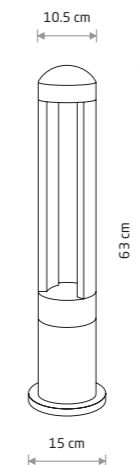
■ 9508



TEPIC LED 9508



MONTERREY LED 9507



POLE LED

■ painted aluminum, plastic PC

■ 9185



MONTERREY LED

■ painted aluminum

■ 9507



Item No.	Power	Colour temp.	Luminous flux	Beam angle	Colour Rendering Index (CRI)	Input	Safety type	Power factor	Ingress protection	Lifetime
9508	9W LED	3000K	395 lm	30°	≥ 80	~220-230 V, 50/60 Hz	⊕	>0.8	IP54	10000h
9507	9W LED	3000K	410 lm	40°	≥ 80	~220-230 V, 50/60 Hz	⊕	>0.8	IP54	10000h
4448	9W LED	3000K	169 lm	70°	≥ 80	~220-230 V, 50/60 Hz	⊕	>0.8	IP54	10000h
9185	15W LED	3000K	1000 lm	70°	>80	~220-230 V, 50/60 Hz	⊕	>0.9	IP54	30000h

■ GRAPHITE

■ BLACK