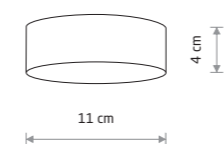




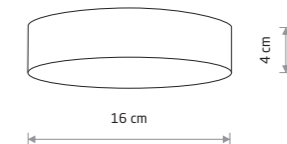
LID ROUND LED 10408



LID ROUND LED 15W

plastic

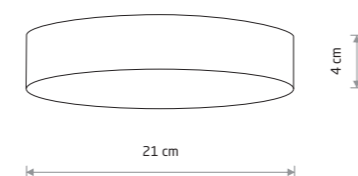
- 10402 3000K □ 10411 4000K
- 10406 3000K ■ 10415 4000K



LID ROUND LED 25W

plastic

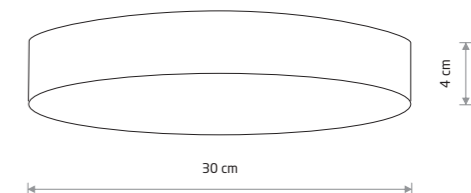
- 10403 3000K □ 10412 4000K
- 10407 3000K ■ 10416 4000K



LID ROUND LED 35W

plastic

- 10404 3000K □ 10413 4000K
- 10408 3000K ■ 10417 4000K



LID ROUND LED 50W

plastic

- 10405 3000K □ 10414 4000K
- 10410 3000K ■ 10418 4000K



Item No.	Power	Colour temp.	Luminous flux	Beam angle	Colour Rendering Index (CRI)	Input	Safety type	Power factor	Ingress protection	Lifetime
10402	15W LED	3000K	1500 lm	120°	>80	~220-230 V, 50/60 Hz	□	>0.7	IP20	30000h
10411	15W LED	4000K	1600 lm	120°	>80	~220-230 V, 50/60 Hz	□	>0.7	IP20	30000h
10406	15W LED	3000K	1200 lm	120°	>80	~220-230 V, 50/60 Hz	□	>0.7	IP20	30000h
10415	15W LED	4000K	1300 lm	120°	>80	~220-230 V, 50/60 Hz	□	>0.7	IP20	30000h
10403	25W LED	3000K	1900 lm	120°	>80	~220-230 V, 50/60 Hz	□	>0.9	IP20	30000h
10412	25W LED	4000K	2100 lm	120°	>80	~220-230 V, 50/60 Hz	□	>0.9	IP20	30000h
10407	25W LED	3000K	1600 lm	120°	>80	~220-230 V, 50/60 Hz	□	>0.9	IP20	30000h
10416	25W LED	4000K	1800 lm	120°	>80	~220-230 V, 50/60 Hz	□	>0.9	IP20	30000h
10404	35W LED	3000K	3100 lm	120°	>80	~220-230 V, 50/60 Hz	□	>0.9	IP20	30000h
10413	35W LED	4000K	3400 lm	120°	>80	~220-230 V, 50/60 Hz	□	>0.9	IP20	30000h
10408	35W LED	3000K	2700 lm	120°	>80	~220-230 V, 50/60 Hz	□	>0.9	IP20	30000h
10417	35W LED	4000K	3000 lm	120°	>80	~220-230 V, 50/60 Hz	□	>0.9	IP20	30000h
10405	50W LED	3000K	4600 lm	120°	>80	~220-230 V, 50/60 Hz	□	>0.9	IP20	30000h
10414	50W LED	4000K	5000 lm	120°	>80	~220-230 V, 50/60 Hz	□	>0.9	IP20	30000h
10410	50W LED	3000K	4300 lm	120°	>80	~220-230 V, 50/60 Hz	□	>0.9	IP20	30000h
10418	50W LED	4000K	4500 lm	120°	>80	~220-230 V, 50/60 Hz	□	>0.9	IP20	30000h

□ WHITE ■ BLACK